




# Knotweed Identification Guide



Giant knotweed  
(*Fallopia sachalinensis*)



Bohemian knotweed  
(*Fallopia x bohemica*)



Japanese knotweed  
(*Fallopia japonica*)



Dwarf Japanese knotweed  
(*Fallopia japonica* var. *compacta*)




Himalayan knotweed  
(*Persicaria wallichii*)

Flower



Stem



**Giant knotweed**

**Bohemian knotweed**

**Japanese knotweed**

**Dwarf Japanese knotweed**

**Himalayan knotweed**

<b>Plant Size</b>	4m to >5m tall	2m to >4m tall	1.5m to >3m tall	1m to <1.5m tall	2m to >3m tall
<b>Leaf Size L/W</b>	15cm to 40cm 2/3 as wide	12cm to 23cm 2/3 as wide	10cm to 17cm 2/3 as wide	5cm to 8cm 2/3 as wide	10cm to 20cm 1/2 as wide
<b>Sex</b>	Perfect and fertile, usually produces seed	Female or Perfect, occasionally produces seed	Female or Perfect (rare), occasionally produces seed	Female or Perfect (rare), occasionally produces seed	Perfect and fertile, usually produces seed
<b>Flower Colour &amp; Arrangement</b>	Green-white to cream-white with compact, drooping arrangement	Green-white to cream-white with erect or loose, drooping arrangement	Green-white to cream-white with a loose, drooping arrangement	Pink-white with erect or loose, drooping arrangement	Pinkish-white to pink with a loose, spreading arrangement



www.japaneseknotweedkillers.com