

Rhododendron

(*Rhododendron ponticum*)



Family name: Ericaceae (Heath family)

Common name/s: Rhododendron, Common Rhododendron, Pontic Rhododendron



Rhododendron (*Rhododendron ponticum*) is an invasive evergreen shrub or small tree. In Ireland, it is a significant invasive species, particularly in woodland and heathland areas, where it forms dense thickets that outcompete native vegetation.

The plant spreads through both seed dispersal and vegetative propagation, making control difficult.

Management strategies include mechanical removal, herbicide treatments, and preventative measures to reduce spread. If left unmanaged, Rhododendron can significantly impact local biodiversity, forest regeneration, and soil composition.

Description - Rhododendron is noted for its glossy leaves and clusters of showy purple-pink flowers. It was introduced to the British Isles and Ireland as an ornamental plant in the 18th century. However, it has since become highly invasive, particularly in woodland areas, where it can outcompete native flora and disrupt ecosystems.

The plant's dense growth and ability to form extensive thickets make it a significant threat to biodiversity.

Key characteristics include:

Height: Can grow to heights of 2 to 8 metres, with a spread of up to 10 metres.




Leaves: The leaves are dark green, leathery, and lance-shaped, measuring 10-25 cm in length. They are arranged in a spiral around the stem and remain on the plant year-round, providing year-round cover.

Flowers: Produces large, bell-shaped flowers that are purple-pink with lighter markings, typically appearing in clusters (trusses) of 10-15 blooms. Flowering occurs from May to July.



Fruit: Forms woody seed capsules that release numerous small seeds, aiding in dispersal.




Stem: The stems are woody, branched, and covered with rough, dark bark.

Older stems can develop a gnarled appearance.



Root: Has a fibrous root system that can spread widely, allowing it to establish dense thickets and compete effectively for nutrients.



Habitat - Rhododendron is native to regions of southern Europe, such as Spain and Portugal, and parts of Asia Minor, including Turkey.

In its introduced range, it thrives in a variety of habitats:

- **Woodlands and Forests:** Commonly invades woodland understories, where it forms dense thickets that suppress native plants.
- **Heathlands and Moorlands:** Can grow in open, acidic soils, often invading heathlands and upland moors.



- **Parkland and Gardens:** Frequently found in historic gardens and parklands, where it was originally planted as an ornamental shrub.

The plant prefers acidic, well-drained soils and can tolerate a range of light conditions, from full sun to deep shade.

It grows particularly well in moist, temperate climates.

Status in Ireland - In Ireland, Rhododendron is considered a highly invasive species, particularly in woodland areas and national parks, such as Killarney National Park, where it has spread extensively.

Rhododendron poses a significant threat to native biodiversity, outcompeting other plants and reducing the availability of habitat for wildlife.

The dense canopy created by Rhododendron shades out native ground flora and prevents the regeneration of trees.

Reproduction and Spread - Rhododendron spreads through both seed production and vegetative propagation:

- **Seed Dispersal:** Each plant can produce millions of tiny seeds, which are dispersed by wind and water.

The seeds can remain viable for several years, allowing the plant to colonise new areas rapidly.

- **Vegetative Propagation:** The plant can also spread through layering, where branches that touch the ground develop roots and grow into new plants, contributing to the formation of dense thickets.



Management and Control - Managing Rhododendron is challenging due to its ability to regenerate from roots and produce numerous seeds.

Effective control often requires a combination of methods:

- **Mechanical Control:** Cutting or pulling up plants can reduce biomass, but it is essential to remove all root material to prevent regrowth.

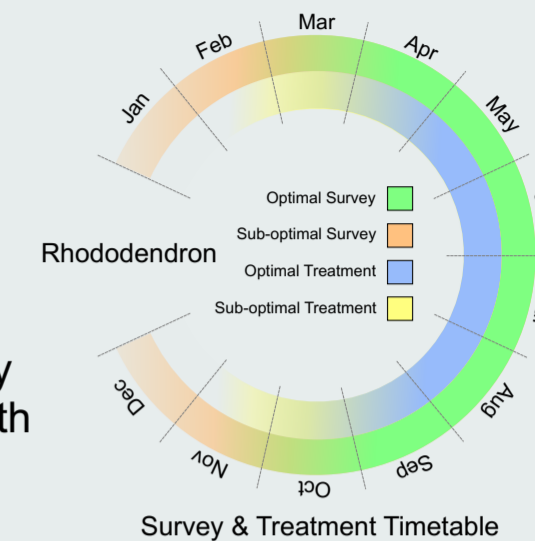
Stump removal or grinding can also help reduce the likelihood of resprouting.

- **Chemical Control:** Herbicide application (e.g., glyphosate) may be used on cut stumps or regrowth to prevent resprouting.

Multiple applications over several years may be necessary for complete control.



- **Integrated Management:** Combining mechanical and chemical methods, such as cutting followed by herbicide application, can be more effective than either method alone.

- **Preventative Measures:** Monitoring woodland areas for early signs of invasion and removing young plants before they establish can help reduce the spread.



Ecological Impact - Rhododendron can have several significant ecological impacts, especially in areas where it becomes invasive:

- **Competition with Native Species:** Forms dense thickets that outcompete native plants, leading to reduced biodiversity and altered woodland structure.
- **Impact on Tree Regeneration:** The dense canopy prevents light from reaching the forest floor, inhibiting the regeneration of native tree species such as oak and birch.
- **Soil Acidification:** The plant's leaf litter can increase soil acidity, further disadvantaging native plant species.
- **Fire Risk:** The dense, woody growth of Rhododendron can increase fire risk, particularly in heathland areas.



For further information and free advice, please contact:
Japanese Knotweed Control Ltd.



Email: mail@jkc.ie
Tel: +353 (0)86 250 8805
Web: www.jkc.ie

